

# Kineĭk

medical health monitors for everyone



Allergy Reliever

User Manual

AR 1 Series

# Content

<b>Introduction</b>	<b>2</b>
<b>Parts</b>	<b>3</b>
<b>Warnings</b>	<b>4</b>
<b>Using the Allergy Reliever</b>	<b>5</b>
<b>Battery Information</b>	<b>6</b>
<b>Specification</b>	<b>7</b>
<b>Maintenance and Cautions</b>	<b>8</b>
<b>Explanation of Symbols on Unit</b>	<b>9</b>

# Introduction

Thank you for choosing the Kinetik Allergy Reliever. This product is a Class IIa medical device that uses technology proven in clinical trials for the treatment of Allergic Rhinitis including some symptoms of Hayfever (seasonal Allergic Rhinitis).

Millions of people in the UK suffer from Allergic Rhinitis and/or Hayfever. The suffering is often a lot worse in the summer months due to the presence of pollen and sufferers can become desperate to relieve the symptoms of their allergies.

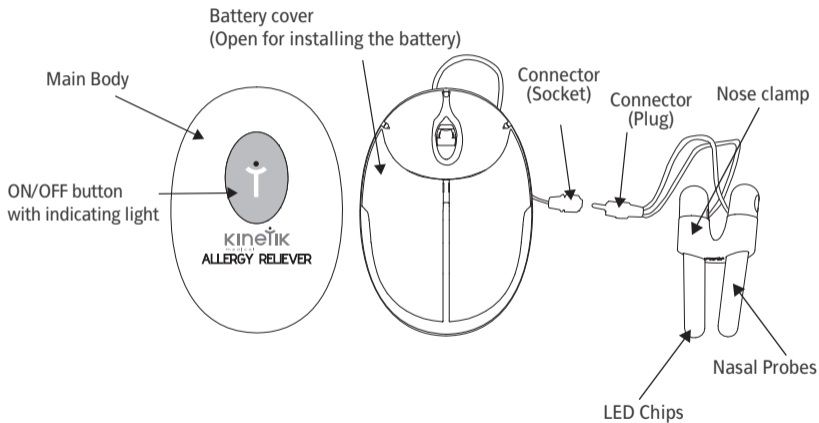
The Kinetik Allergy Reliever is an innovative and effective treatment for the relief of irritating symptoms associated with Allergic Rhinitis specifically sneezing, running nose, itchy mouth and running eyes. It is safe, quick and easy to use and some people may feel an improvement after just a few treatments.

These symptoms above are caused by the body's reaction to allergens. When the body comes into contact with allergens (e.g. pollen, dust, pet hair), it produces increased amounts of antibodies which cause certain cells to release histamine. It is histamine that triggers the symptoms of Allergic Rhinitis and/or Hayfever.

The Kinetik Allergy Reliever works by using phototherapy of two different wavelengths. One wavelength promotes increased blood flow and circulation and the second wavelength (red light therapy) suppresses the cells that release histamine and reduces inflammation, thereby relieving the irritating symptoms of Allergic Rhinitis.

The Kinetik Allergy Reliever can be used alone or alongside your normal allergy medication. Before using the Kinetik Allergy Reliever, please read this user manual carefully.

# Parts



## Warnings

- 1) Children under 16 must be supervised by an adult when using this product.
- 2) Keep the device out of the reach of children.
- 3) Not suitable for use with a pacemaker or other implanted medical devices.
- 4) Not suitable for persons with Nasal Polyposis, sensitive skin in the nose or with poor circulation.
- 5) Never look directly into the light beams emitted, even when using an optical instrument (for example - glasses).
- 6) Avoid using the device in the vicinity of flammable or anaesthetic gases.
- 7) To avoid cross contamination, do not share nasal probes. Please purchase additional probes for other users.

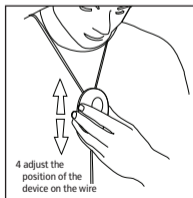
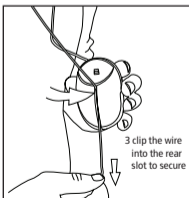
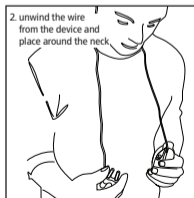
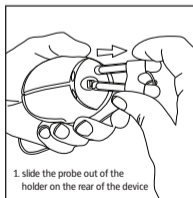
# Using the Allergy Reliever

- 1) Insert the two nasal probes into the nose as far as it is comfortably possible.
- 2) Press the ON/OFF button once to turn the unit on. The two wavelengths are activated.
- 3) One treatment cycle lasts for approximately three minutes. The unit will automatically turn off after the treatment cycle is over. If you need to turn the unit off during treatment, press the ON/OFF button.

The Kinetik Allergy Reliever can be used three to four times per day, allowing five to six hours between each treatment.

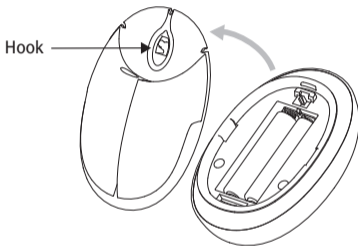
**Note:** If you feel any discomfort or pain at any time during treatment, turn the unit off and stop using immediately. Consult your local distributor for advice.

## How to use lanyard:



## Battery Information

When the battery power is low, the light on the ON/OFF button will flash to indicate that the battery should be replaced. Open the battery compartment cover by pulling the hook at the back of the unit and insert 2 x AAA batteries (included), observing correct polarity (as shown on the inside of the battery compartment).



- Remove the battery if the product is not in use for long periods of time
- Do not mix old and new batteries or different types of batteries
- **Warning:** If batteries leak and come into contact with the skin or eyes, wash immediately with copious amounts of water
- Batteries should be handled under adult supervision
- Dispose of batteries safely according to the battery manufacturer's instructions

# Specification

Model Number:	AR 1
Product Name:	Kinetik Allergy Reliever
Technology of Treatment:	Dual wavelength phototherapy
Illuminate Position:	Nostrils
Wavelengths used:	652 nm (nanometers) & 940 nm (nanometers)
Emitting Mode:	Continuous Mode
Operating Time:	Approximately 3 minutes
Operating Temperature /Humidity:	15°C ~ 40°C (59°F ~ 104°F) / 30% - 85% RH
Storage Temperature /Humidity:	-20°C ~ 60°C (-41°F ~ 140°F) / 30% - 85% RH
Battery Type:	2 x AAA batteries (included)
Battery Life:	Approximately 100 uses (~3 mins each use)
Product Dimension:	86 x 60 x 38 mm
Product Weight:	80g (not include batteries)
Accessories:	Instruction book



## Maintenance and Cautions

- 1) Remove the battery after each use to prevent any damage that may be caused by battery deterioration or leakage.
- 2) This product is not waterproof. Do not clean with any liquid cleaner. To clean the unit, use a damp cloth to wipe the surface. Do not allow any liquid to enter the main unit.
- 3) Only use Kinetik brand probes and cables with this device. Using non-approved replacement parts may damage the unit and void the warranty.



Harvard Medical Devices Ltd.  
Unit 1301-2, 13th Floor, Railway Plaza,  
39 Chatham Road South, Tsimshatsui,  
Kowloon, Hong Kong.

EC REP Kinetik Medical Devices Ltd.  
Harvard House, The Waterfront, Elstree Road,  
Elstree, Herts WD6 3BS, UK

Made in PRC



CE  
0197



This product is a Class IIa approved medical device.

## Explanation of Symbols on Unit



Read the instructions.



This symbol indicates that this product is a Type BF device.



Symbol for "Environment Protection" – Waste electrical products should not be disposed of with household waste. Please recycle where facilities exist. Check with your local Authority or retailer for recycling advice.



Symbol for "Manufacturer".



This product complies with MDD93/42/EEC requirements.



Symbol for "European Representative".